







May 2026



4-County Footprint

	'26	'25
 Units Sold	180	170
 Median Sold Price	\$642k	\$558k
 Sold \$ Volume	\$123M	\$101M
 Active Listings	494	430
 New Listings	221	209
 Average Days on Market	24	24

Data and analysis provide by Bright MLS.
The numbers reported here are preliminary and based on current entries into Bright MLS. Over time, data may be adjusted slightly to reflect increased reporting. Information is sourced from Bright MLS and is deemed reliable, but not guaranteed.

**VIEW ON
WEBSITE!**

