









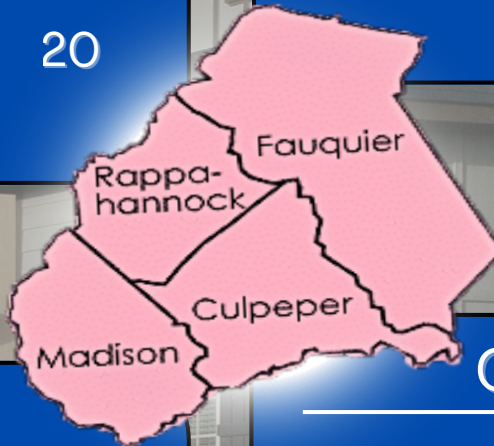
# May 2026 Real Estate Stats

## Rappahannock County





	'26	'25
 Sales	6	7
 Active Listings	48	32
 Median Sales Price	\$880k	\$610k
 Median Days on Market	7	20

## Fauquier County





	'26	'25
 Sales	103	93
 Active Listings	218	202
 Median Sales Price	\$680k	\$608k
 Median Days on Market	7	8



## Madison County

	'26	'25
 Sales	11	13
 Active Listings	30	47
 Median Sales Price	\$495k	\$340k
 Median Days on Market	6	30

## Culpeper County

	'26	'25
 Sales	60	57
 Active Listings	198	149
 Median Sales Price	\$570k	\$490k
 Median Days on Market	16	7

VIEW ON  
WEBSITE!

