







April 2026



4-County Footprint

	'26	'25
 Units Sold	166	139
 Median Sold Price	\$583k	\$550k
 Sold \$ Volume	\$109M	\$82M
 Active Listings	485	394
 New Listings	263	204
 Average Days on Market	40	33

Data and analysis provide by Bright MLS.
The numbers reported here are preliminary and based on current entries into Bright MLS. Over time, data may be adjusted slightly to reflect increased reporting. Information is sourced from Bright MLS and is deemed reliable, but not guaranteed.

VIEW ON
WEBSITE!

