








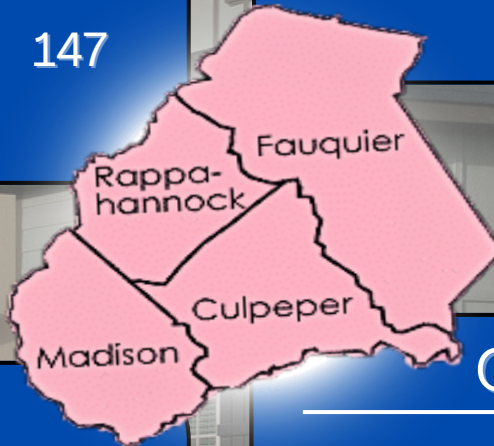
April 2026 Real Estate Stats

Rappahannock County





| | '26 | '25 |
|--|--------|--------|
|  Sales | 9 | 4 |
|  Active Listings | 47 | 31 |
|  Median Sales Price | \$732k | \$682k |
|  Median Days on Market | 129 | 147 |

Fauquier County





| | '26 | '25 |
|---|--------|--------|
|  Sales | 91 | 77 |
|  Active Listings | 209 | 175 |
|  Median Sales Price | \$615k | \$585k |
|  Median Days on Market | 7 | 5 |



Madison County

| | '26 | '25 |
|--|--------|--------|
|  Sales | 9 | 5 |
|  Active Listings | 28 | 45 |
|  Median Sales Price | \$500k | \$515k |
|  Median Days on Market | 51 | 19 |

Culpeper County

| | '26 | '25 |
|---|--------|--------|
|  Sales | 57 | 53 |
|  Active Listings | 201 | 143 |
|  Median Sales Price | \$495k | \$500k |
|  Median Days on Market | 9 | 17 |

VIEW ON
WEBSITE!

