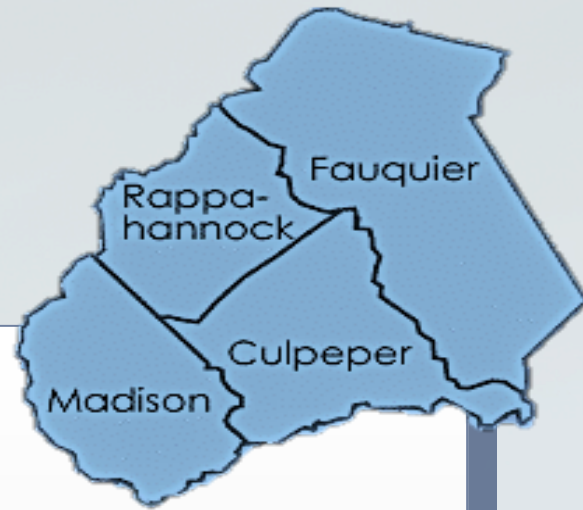








March 2026



4-County Footprint

	'26	'25
 Units Sold	158	118
 Median Sold Price	\$563k	\$642k
 Sold \$ Volume	\$109M	\$90M
 Active Listings	384	352
 New Listings	212	190
 Average Days on Market	60	41

Data and analysis provide by Bright MLS.
The numbers reported here are preliminary and based on current entries into Bright MLS. Over time, data may be adjusted slightly to reflect increased reporting. Information is sourced from Bright MLS and is deemed reliable, but not guaranteed.

VIEW ON
WEBSITE!

