









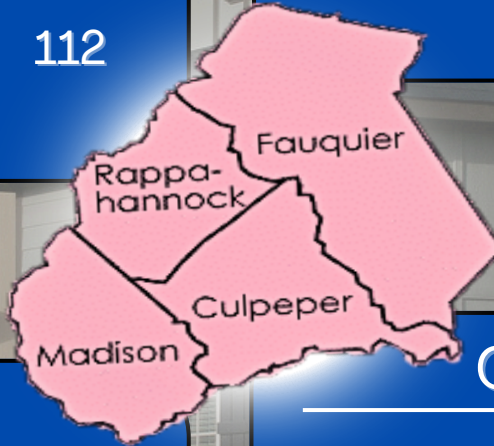
March 2026 Real Estate Stats

Rappahannock County





	'26	'25
 Sales	5	3
 Active Listings	36	29
 Median Sales Price	\$270k	\$800k
 Median Days on Market	135	112

Fauquier County



	'26	'25
 Sales	91	67
 Active Listings	157	156
 Median Sales Price	\$675k	\$713k
 Median Days on Market	16	28



Madison County

	'26	'25
 Sales	7	8
 Active Listings	32	38
 Median Sales Price	\$470k	\$328k
 Median Days on Market	99	59

Culpeper County

	'26	'25
 Sales	55	40
 Active Listings	159	129
 Median Sales Price	\$460k	\$540k
 Median Days on Market	30	6

VIEW ON
WEBSITE!

