





February 2026



4-County Footprint

	'26	'25
 Units Sold	104	102
 Median Sold Price	\$585k	\$559k
 Sold \$ Volume	\$72M	\$91M
 Active Listings	340	309
 New Listings	128	147
 Average Days on Market	52	50

Data and analysis provide by Bright MLS.
The numbers reported here are preliminary and based on current entries into Bright MLS. Over time, data may be adjusted slightly to reflect increased reporting. Information is sourced from Bright MLS and is deemed reliable, but not guaranteed.

VIEW ON
WEBSITE!

