









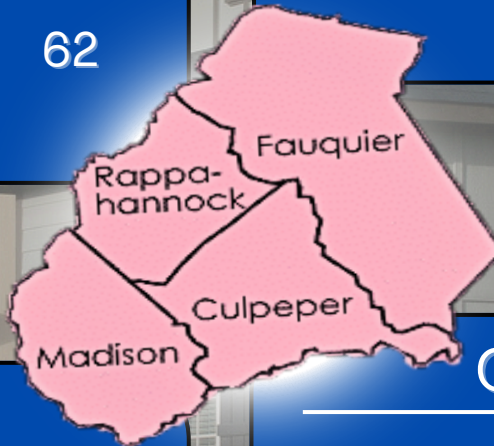
February 2026 Real Estate Stats

Rappahannock County





	'26	'25
 Sales	4	10
 Active Listings	28	23
 Median Sales Price	\$607k	\$460k
 Median Days on Market	73	62

Fauquier County




	'26	'25
 Sales	46	49
 Active Listings	151	137
 Median Sales Price	\$690k	\$580k
 Median Days on Market	21	39



Madison County

	'26	'25
 Sales	12	7
 Active Listings	27	32
 Median Sales Price	\$453k	\$345k
 Median Days on Market	16	35

Culpeper County

	'26	'25
 Sales	42	36
 Active Listings	134	117
 Median Sales Price	\$585k	\$551k
 Median Days on Market	37	22

VIEW ON
WEBSITE!

