









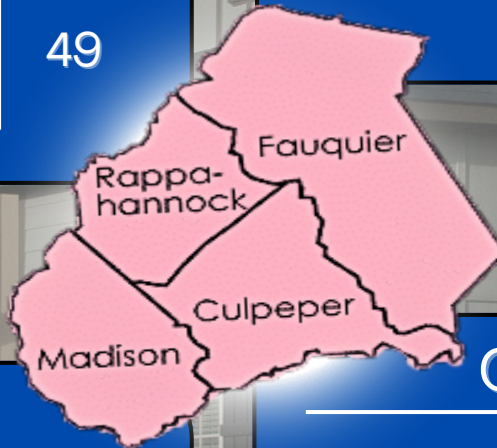
# November 2025 Real Estate Stats

## Rappahannock County





|  | '25    | '24    |
|--|--------|--------|
|  Sales                 | 6      | 9      |
|  Active Listings       | 40     | 36     |
|  Median Sales Price    | \$704k | \$565k |
|  Median Days on Market | 12     | 49     |

## Fauquier County





|   | '25    | '24    |
|---|--------|--------|
|  Sales                 | 56     | 64     |
|  Active Listings       | 168    | 156    |
|  Median Sales Price    | \$628k | \$603k |
|  Median Days on Market | 24     | 8      |



## Madison County

|  | '25    | '24    |
|--|--------|--------|
|  Sales                 | 21     | 5      |
|  Active Listings       | 34     | 31     |
|  Median Sales Price    | \$450k | \$421k |
|  Median Days on Market | 28     | 16     |

## Culpeper County

|   | '25    | '24    |
|---|--------|--------|
|  Sales                 | 44     | 50     |
|  Active Listings       | 178    | 102    |
|  Median Sales Price    | \$509k | \$455k |
|  Median Days on Market | 30     | 23     |

VIEW ON  
WEBSITE!

