









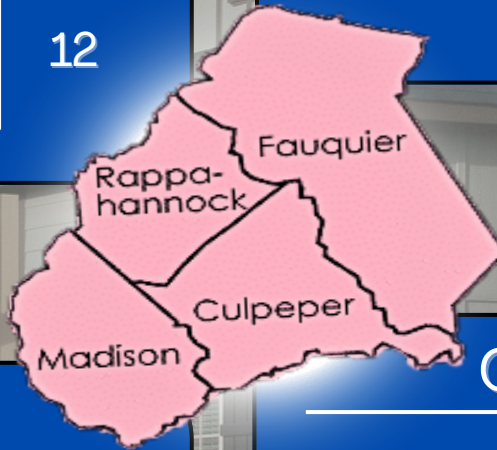
October 2025 Real Estate Stats

Rappahannock County





	'25	'24
 Sales	10	14
 Active Listings	47	37
 Median Sales Price	\$503k	\$558k
 Median Days on Market	53	12

Fauquier County


	'25	'24
 Sales	83	85
 Active Listings	195	164
 Median Sales Price	\$640k	\$585k
 Median Days on Market	21	11



Madison County

	'25	'24
 Sales	9	15
 Active Listings	39	35
 Median Sales Price	\$450k	\$396k
 Median Days on Market	35	22

Culpeper County

	'25	'24
 Sales	62	66
 Active Listings	194	100
 Median Sales Price	\$463k	\$484k
 Median Days on Market	21	16

VIEW ON
WEBSITE!

