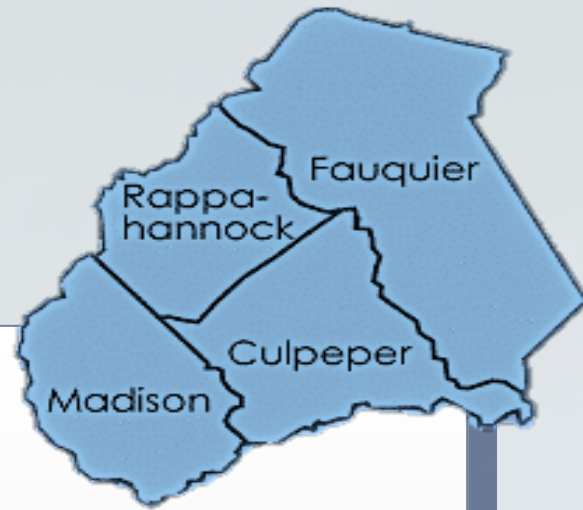








# October 2025



## 4-County Footprint

|   | '25           | '24           |
|---|---------------|---------------|
|  <b>Units Sold</b>               | <b>164</b>    | <b>180</b>    |
|  <b>Median Sold Price</b>        | <b>\$539k</b> | <b>\$545k</b> |
|  <b>Sold \$ Volume</b>         | <b>\$105M</b> | <b>\$108M</b> |
|  <b>Active Listings</b>        | <b>475</b>    | <b>336</b>    |
|  <b>New Listings</b>           | <b>172</b>    | <b>166</b>    |
|  <b>Average Days on Market</b> | <b>38</b>     | <b>34</b>     |

Data and analysis provide by Bright MLS.  
The numbers reported here are preliminary and based on current entries into Bright MLS. Over time, data may be adjusted slightly to reflect increased reporting. Information is sourced from Bright MLS and is deemed reliable, but not guaranteed.

VIEW ON  
WEBSITE!

