









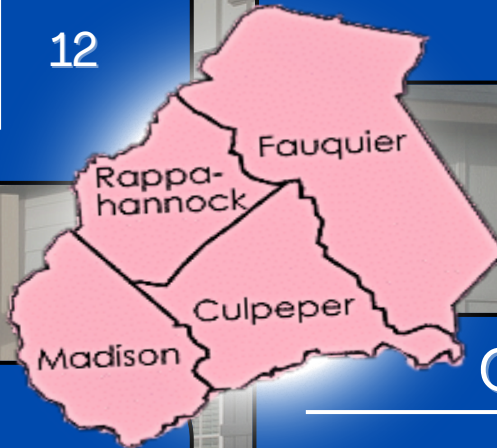
# September 2025 Real Estate Stats

## Rappahannock County





	'25	'24
 Sales	10	3
 Active Listings	38	31
 Median Sales Price	\$527k	\$680k
 Median Days on Market	47	12

## Fauquier County


	'25	'24
 Sales	84	58
 Active Listings	221	153
 Median Sales Price	\$603k	\$630k
 Median Days on Market	13	16



## Madison County

	'25	'24
 Sales	16	11
 Active Listings	44	30
 Median Sales Price	\$396k	\$447k
 Median Days on Market	60	33

## Culpeper County

	'25	'24
 Sales	64	55
 Active Listings	210	109
 Median Sales Price	\$496k	\$457k
 Median Days on Market	31	20

VIEW ON  
WEBSITE!

