









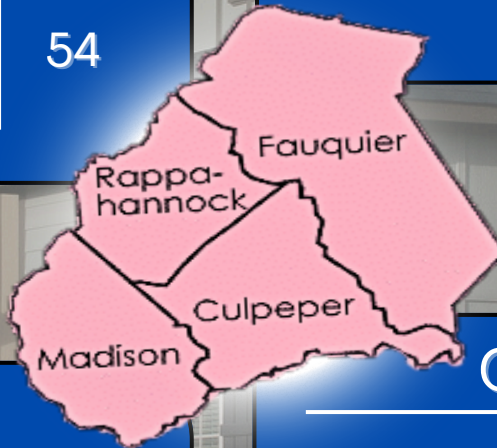
August 2025 Real Estate Stats

Rappahannock County





	'25	'24
 Sales	6	5
 Active Listings	31	34
 Median Sales Price	\$609k	\$528k
 Median Days on Market	3	54

Fauquier County





	'25	'24
 Sales	89	83
 Active Listings	217	151
 Median Sales Price	\$645k	\$575k
 Median Days on Market	10	7



Madison County

	'25	'24
 Sales	7	15
 Active Listings	43	32
 Median Sales Price	\$410k	\$560k
 Median Days on Market	23	36

Culpeper County

	'25	'24
 Sales	44	60
 Active Listings	196	105
 Median Sales Price	\$510k	\$503k
 Median Days on Market	20	26

VIEW ON
WEBSITE!

