









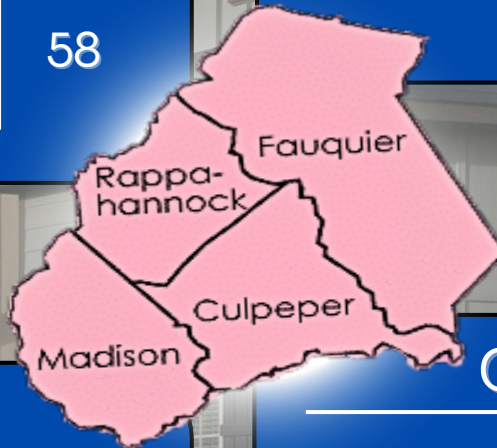
July 2025 Real Estate Stats

Rappahannock County





	'25	'24
 Sales	7	4
 Active Listings	43	38
 Median Sales Price	\$625k	\$1.1M
 Median Days on Market	75	58

Fauquier County

	'25	'24
 Sales	82	94
 Active Listings	222	139
 Median Sales Price	\$687k	\$587k
 Median Days on Market	16	8



Madison County

	'25	'24
 Sales	16	8
 Active Listings	44	39
 Median Sales Price	\$437k	\$415k
 Median Days on Market	15	15

Culpeper County

	'25	'24
 Sales	42	69
 Active Listings	178	104
 Median Sales Price	\$577k	\$462k
 Median Days on Market	29	18

VIEW ON
WEBSITE!

