









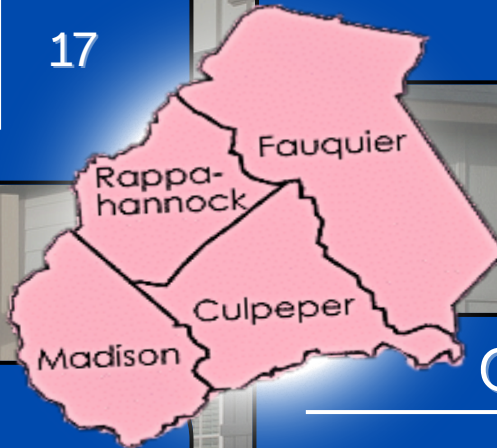
# June 2025 Real Estate Stats

## Rappahannock County





	'25	'24
 Sales	5	8
 Active Listings	42	30
 Median Sales Price	\$982k	\$512k
 Average Days on Market	8	17

## Fauquier County

	'25	'24
 Sales	96	93
 Active Listings	199	140
 Median Sales Price	\$637k	\$650k
 Average Days on Market	14	8



## Madison County

	'25	'24
 Sales	13	14
 Active Listings	44	40
 Median Sales Price	\$480k	\$460k
 Average Days on Market	9	19

## Culpeper County

	'25	'24
 Sales	48	56
 Active Listings	149	128
 Median Sales Price	\$457k	\$487k
 Average Days on Market	23	14

VIEW ON  
WEBSITE!

