









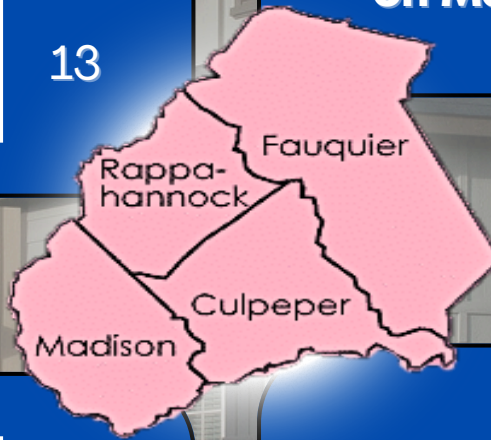
# May 2025 Real Estate Stats





## Rappahannock County

	'25	'24
 Sales	7	6
 Active Listings	33	26
 Median Sales Price	\$610k	\$336k
 Average Days on Market	58	13





## Fauquier County

	'25	'24
 Sales	94	86
 Active Listings	196	126
 Median Sales Price	\$608k	\$600k
 Average Days on Market	22	16



	'25	'24
 Sales	13	12
 Active Listings	51	36
 Median Sales Price	\$400k	\$430k
 Average Days on Market	38	25

## Madison County

	'25	'24
 Sales	57	58
 Active Listings	158	120
 Median Sales Price	\$495k	\$496k
 Average Days on Market	23	70

## Culpeper County

VIEW ON  
WEBSITE!

