









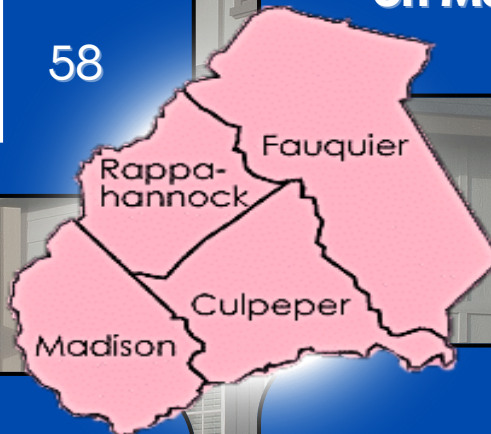
April 2025 Real Estate Stats





Rappahannock County

	'25	'24
 Sales	5	5
 Active Listings	31	21
 Median Sales Price	\$525k	\$489k
 Average Days on Market	112	58





Fauquier County

	'25	'24
 Sales	82	81
 Active Listings	155	111
 Median Sales Price	\$595k	\$556k
 Average Days on Market	23	41



	'25	'24
 Sales	8	20
 Active Listings	49	25
 Median Sales Price	\$553k	\$427k
 Average Days on Market	73	19

Madison County

	'25	'24
 Sales	50	45
 Active Listings	146	95
 Median Sales Price	\$500k	\$438k
 Average Days on Market	35	54

Culpeper County

VIEW ON
WEBSITE!

