








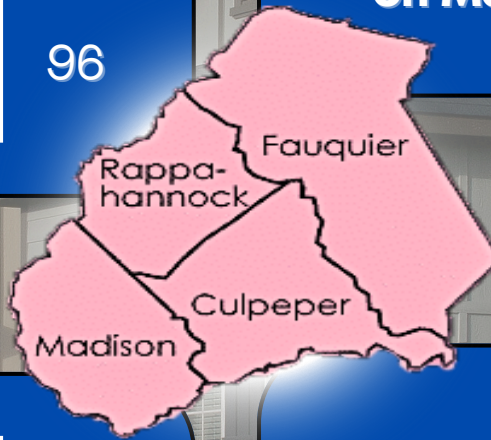
March 2025 Real Estate Stats





Rappahannock County

	'25	'24
 Sales	3	9
 Active Listings	25	12
 Median Sales Price	\$800k	\$740k
 Average Days on Market	137	96





Fauquier County

	'25	'24
 Sales	70	75
 Active Listings	129	96
 Median Sales Price	\$706k	\$555k
 Average Days on Market	46	48



	'25	'24
 Sales	8	16
 Active Listings	44	26
 Median Sales Price	\$328k	\$425k
 Average Days on Market	73	52

Madison County

	'25	'24
 Sales	39	43
 Active Listings	118	90
 Median Sales Price	\$540k	\$445k
 Average Days on Market	22	59

Culpeper County

VIEW ON
WEBSITE!

