









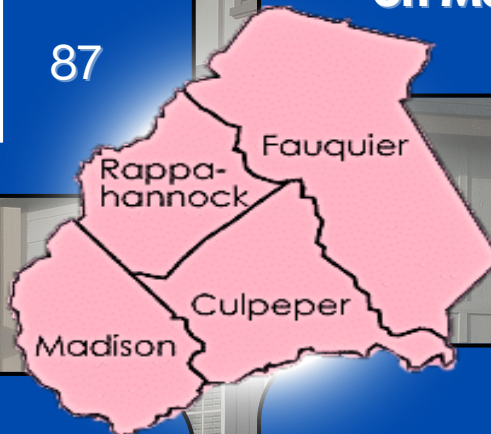
# January 2025 Real Estate Stats





## Rappahannock County

	'25	'24
 Sales	6	3
 Active Listings	24	13
 Median Sales Price	\$710k	\$1.9M
 Average Days on Market	44	87





## Fauquier County

	'25	'24
 Sales	60	45
 Active Listings	111	104
 Median Sales Price	\$733k	\$625k
 Average Days on Market	46	38



	'25	'24
 Sales	9	8
 Active Listings	29	22
 Median Sales Price	\$379k	\$300k
 Average Days on Market	73	31

## Madison County

	'25	'24
 Sales	35	25
 Active Listings	101	85
 Median Sales Price	\$500k	\$500k
 Average Days on Market	39	47

## Culpeper County

VIEW ON  
WEBSITE!

