









December 2024 Greater Piedmont Housing Report

GPR Footprint

	Compare to Dec. 2023	
Median Sales Price		16%
\$590,000		
Sales Activity		13%
132		
Pending Sales		16%
108		
Total Sold \$ Volume		41%
\$92,400,000		
Months of Inventory		11%
1.7		
Avg. Days on Market		14%
39		
New Listings		2%
124		
Active Listings		4%
258		

Local Breakdown

			Compare to Dec. 2023
Culpeper County			
Median Sales Price	\$556k		+28%
Sales Activity	43		0%
Months of Inventory	1.7		-16%
Days on Market	33		-7%
Fauquier County			
Median Sales Price	\$630k		+7%
Sales Activity	70		+9%
Months of Inventory	1.5		-15%
Days on Market	43		+39%
Madison County			
Median Sales Price	\$472k		+40%
Sales Activity	12		+200%
Months of Inventory	2.1		-5%
Days on Market	55		-51%
Rappahannock County			
Median Sales Price	\$540k		+4%
Sales Activity	7		+17%
Months of Inventory	4.2		+35%
Days on Market	16		-63%

Data and analysis provide by Virginia REALTORS® Chief Economist, Ryan Price.

The numbers reported here are preliminary and based on current entries into multiple listing services. Over time, data may be adjusted slightly to reflect increased reporting. Information is sourced from multiple listing services across Virginia and is deemed reliable, but not guaranteed.