
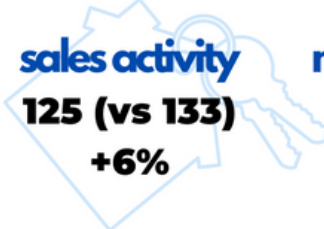




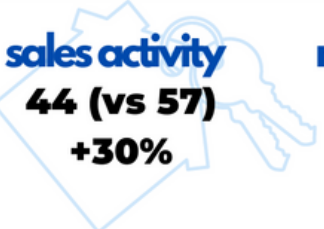




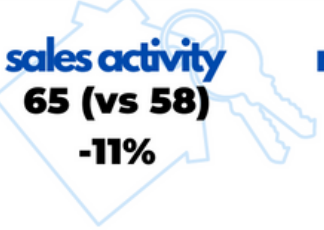


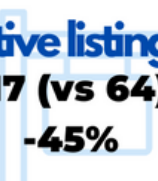

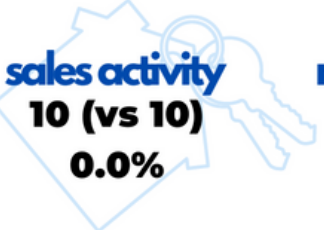




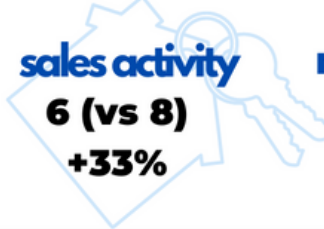





# GREATER PIEDMONT Monthly Market Statistics 2021 2022

 <p><b>GPR REGION</b></p>	 <p><b>sales activity</b> <b>125 (vs 133)</b> <b>+6%</b></p>	 <p><b>median sales price</b> <b>\$385 (vs \$427)</b> <b>+10%</b></p>	 <p><b>average dom</b> <b>36 (vs 44)</b></p>	 <p><b>active listings</b> <b>279 (vs 159)</b> <b>-43%</b></p>
 <p><b>CULPEPER COUNTY</b></p>	 <p><b>sales activity</b> <b>44 (vs 57)</b> <b>+30%</b></p>	 <p><b>median sales price</b> <b>\$360 (vs \$410)</b> <b>+14%</b></p>	 <p><b>average dom</b> <b>72 (vs 52)</b></p>	 <p><b>active listings</b> <b>84 (vs 51)</b> <b>-39%</b></p>
 <p><b>FAUQUIER COUNTY</b></p>	 <p><b>sales activity</b> <b>65 (vs 58)</b> <b>-11%</b></p>	 <p><b>median sales price</b> <b>\$450 (vs \$477)</b> <b>+6%</b></p>	 <p><b>average dom</b> <b>41 (vs 36)</b></p>	 <p><b>active listings</b> <b>117 (vs 64)</b> <b>-45%</b></p>
 <p><b>MADISON COUNTY</b></p>	 <p><b>sales activity</b> <b>10 (vs 10)</b> <b>0.0%</b></p>	 <p><b>median sales price</b> <b>\$327 (vs \$294)</b> <b>-10%</b></p>	 <p><b>average dom</b> <b>52 (vs 34)</b></p>	 <p><b>active listings</b> <b>37 (vs 16)</b> <b>-57%</b></p>
 <p><b>RAPPAHANNOCK COUNTY</b></p>	 <p><b>sales activity</b> <b>6 (vs 8)</b> <b>+33%</b></p>	 <p><b>median sales price</b> <b>\$445 (vs \$334)</b> <b>-25%</b></p>	 <p><b>average dom</b> <b>44 (vs 64)</b></p>	 <p><b>active listings</b> <b>41 (vs 28)</b> <b>-32%</b></p>