

2021



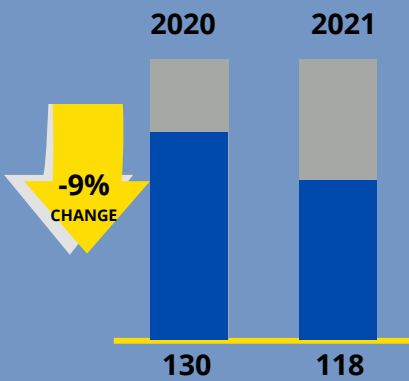
DEC

# Housing Statistics

## Fauquier County



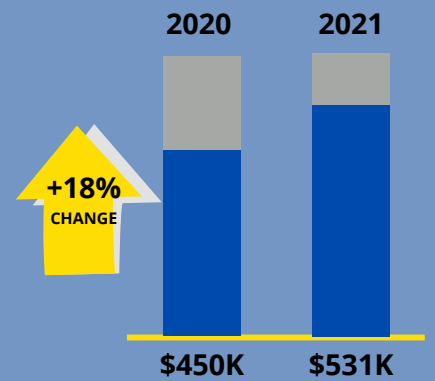
### SALES ACTIVITY



The Sales Activity represents sales settled that month.




### MEDIAN SALES PRICE



The median price is the middle value of the prices of all homes sold in the period.

In **2020**, the **PENDING SALES** were **67**.

In **2021** they are **70**.



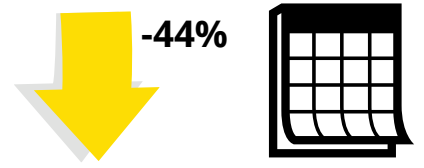
In **2020**, the **ACTIVE LISTINGS** were **143**.

In **2021** they are **81**.



In **2020**, the **MONTHS OF INVENTORY** was **1.2**.

In **2021** there is **0.7**.



### AVERAGE DAYS ON MARKET



### NEW LISTINGS

