

2021



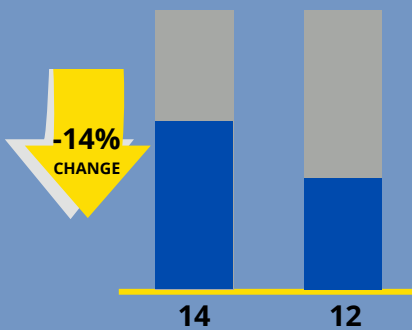
# Housing Statistics

## Rappahannock County



### SALES ACTIVITY

2020 2021

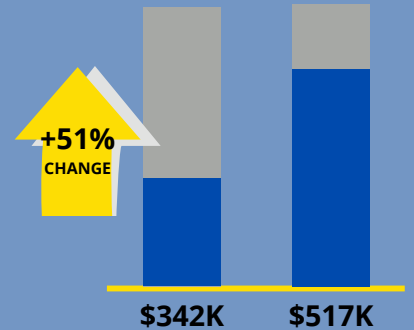


The Sales Activity represents sales settled that month.



### MEDIAN SALES PRICE


2020 2021



The median price is the middle value of the prices of all homes sold in the period.


In **2020**, the **PENDING SALES** were **10**.

In **2021** they are **12**.



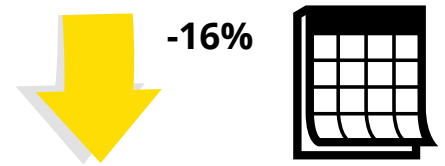
In **2020**, the **ACTIVE LISTINGS** were **46**.

In **2021** they are **36**.



In **2020**, the **MONTHS OF INVENTORY** were **4.1**.

In **2021** they are **3.5**.



### AVERAGE DAYS ON MARKET



↑ +30%

### NEW LISTINGS

2020

11



2021

12

↑ +9%