

2021

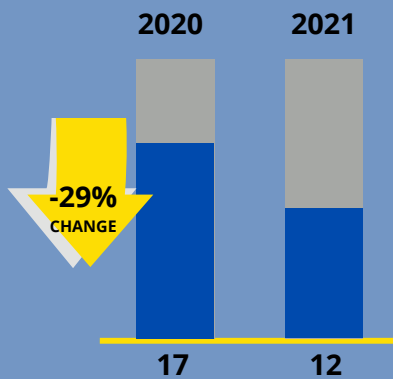
NOV

Housing Statistics

Madison County



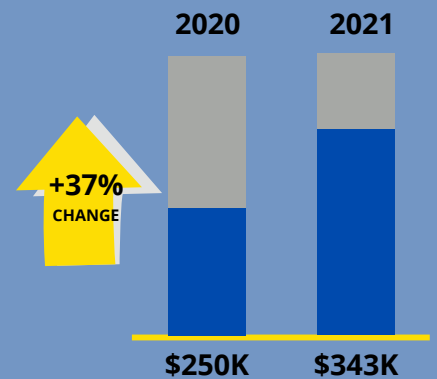
SALES ACTIVITY



The Sales Activity represents sales settled that month.




MEDIAN SALES PRICE



The median price is the middle value of the prices of all homes sold in the period.


In **2020**, the **PENDING SALES** were **13**.

In **2021** they are **16**.




In **2020**, the **ACTIVE LISTINGS** was **47**.

In **2021** they were, **31**.



In **2020**, the **MONTHS OF INVENTORY** was **3.9**.

In **2021** there is **1.9**.



AVERAGE DAYS ON MARKET



-44%

NEW LISTINGS

2020
13



2021
26

+100%