

2021

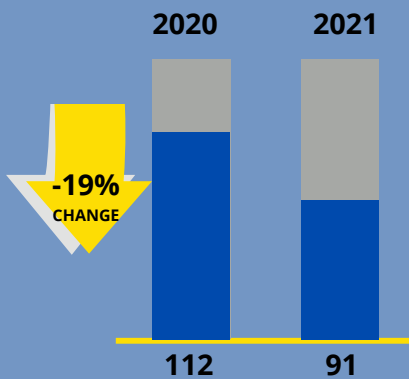


# Housing Statistics

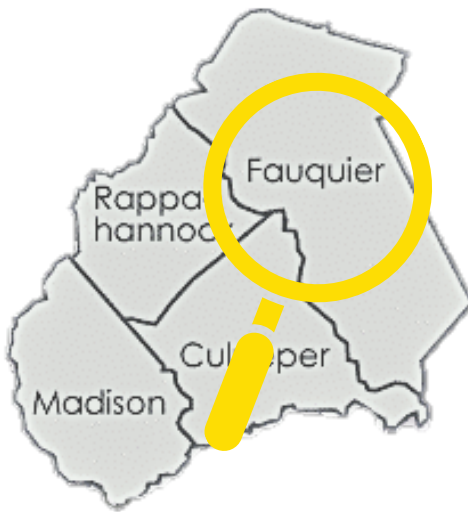
## Fauquier County



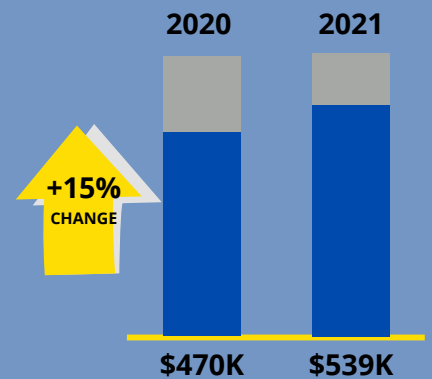
### SALES ACTIVITY



The Sales Activity represents sales settled that month.




### MEDIAN SALES PRICE



The median price is the middle value of the prices of all homes sold in the period.

In **2020**, the **PENDING SALES** were **96**.

In **2021** they are **93**.



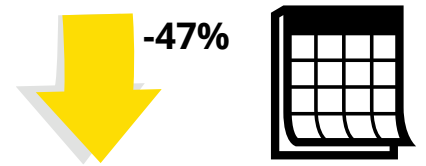
In **2020**, the **ACTIVE LISTINGS** were **199**.

In **2021** they are **110**.



In **2020**, the **MONTHS OF INVENTORY** was **1.7**.

In **2021** there is **0.9**.



### AVERAGE DAYS ON MARKET



### NEW LISTINGS

