

2021

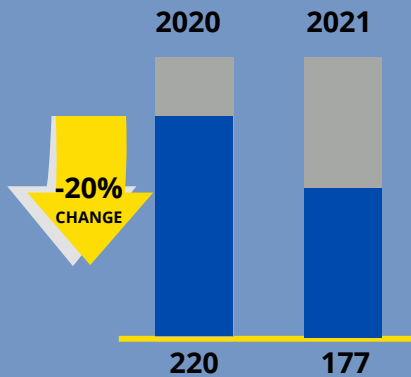
NOV

Housing Statistics

GPR Footprint



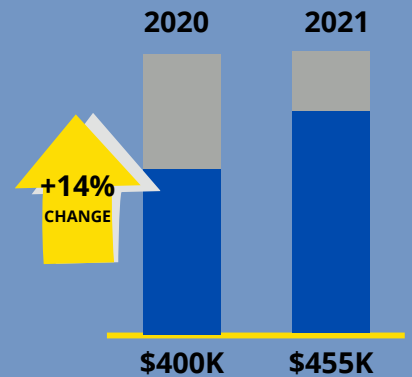
SALES ACTIVITY



The Sales Activity represents sales settled that month.




MEDIAN SALES PRICE



The median price is the middle value of the prices of all homes sold in the period.

In **2020**, the **PENDING SALES** were **178**.

In **2021** they are **178**.



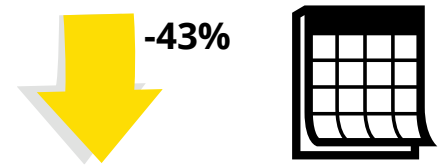
In **2020**, the **ACTIVE LISTINGS** were **428**.

In **2021** they are, **256**.



In **2020**, the **MONTHS OF INVENTORY** was **2.0**.

In **2021** there is **1.2**.



AVERAGE DAYS ON MARKET

↔ 0%



NEW LISTINGS

↑ +6%

2020 **206** 2021 **218**

