

2021

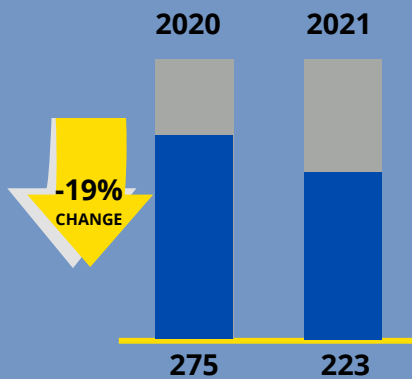


# Housing Statistics

## GPR Footprint



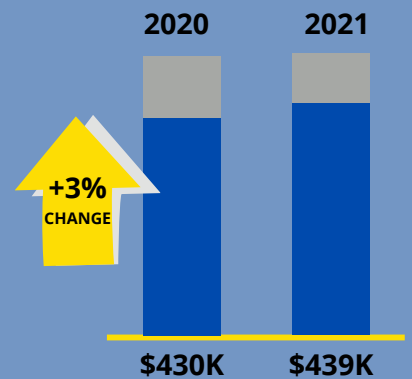
### SALES ACTIVITY



The Sales Activity represents sales settled that month.




### MEDIAN SALES PRICE



The median price is the middle value of the prices of all homes sold in the period.


In **2020**, the **PENDING SALES** were **252**.

In **2021** they are **209**.



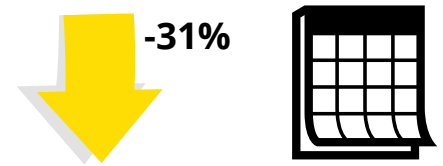
In **2020**, the **ACTIVE LISTINGS** were **355**.

In **2021** they are, **269**.



In **2020**, the **MONTHS OF INVENTORY** was **1.8**.

In **2021** there is **1.2**.



### AVERAGE DAYS ON MARKET

↔ 0%



### NEW LISTINGS

↓ -19%

2020 **303** 2021 **244**

