

2021



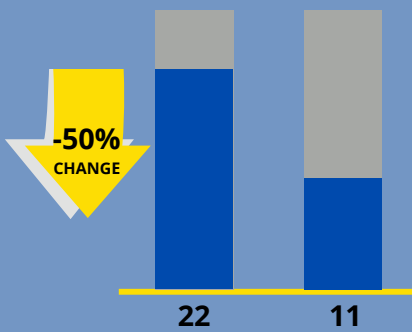
# Housing Statistics

## Rappahannock County



### SALES ACTIVITY

2020 2021

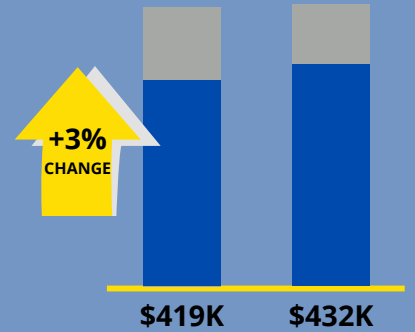


The Sales Activity represents sales settled that month.



### MEDIAN SALES PRICE

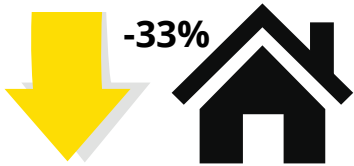
2020 2021



The median price is the middle value of the prices of all homes sold in the period.


In **2020**, the **PENDING SALES** were **12**.

In **2021** they are **8**.



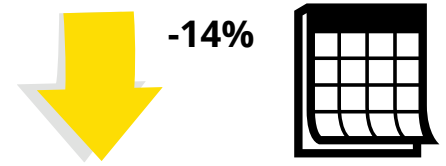
In **2020**, the **ACTIVE LISTINGS** were **46**.

In **2021** they are **40**.



In **2020**, the **MONTHS OF INVENTORY** were **4.4**.

In **2021** they are **3.8**.



### AVERAGE DAYS ON MARKET



### NEW LISTINGS

