

2021

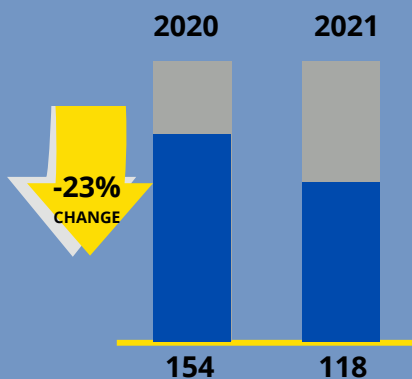
OCT

Housing Statistics

Fauquier County



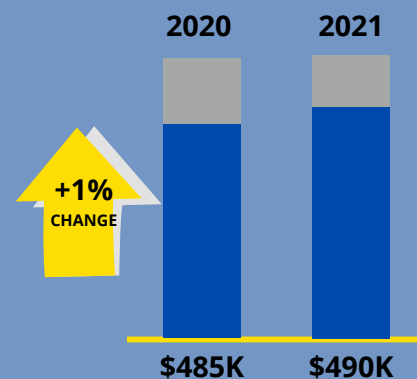
SALES ACTIVITY



The Sales Activity represents sales settled that month.




MEDIAN SALES PRICE



The median price is the middle value of the prices of all homes sold in the period.


In **2020**, the **PENDING SALES** were **141**.

In **2021** they are **114**.



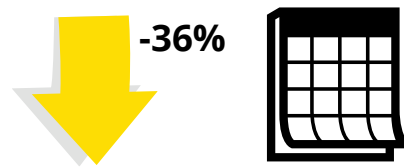
In **2020**, the **ACTIVE LISTINGS** were **166**.

In **2021** they are **116**.



In **2020**, the **MONTHS OF INVENTORY** was **1.5**.

In **2021** there is **0.9**.



AVERAGE DAYS ON MARKET



NEW LISTINGS

