

2020

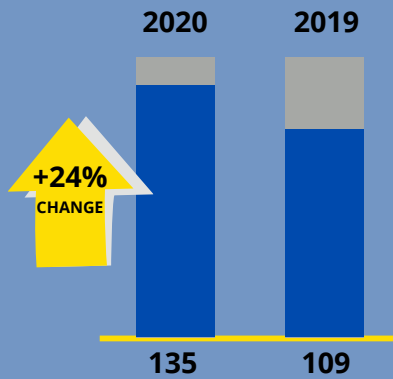


Housing Statistics

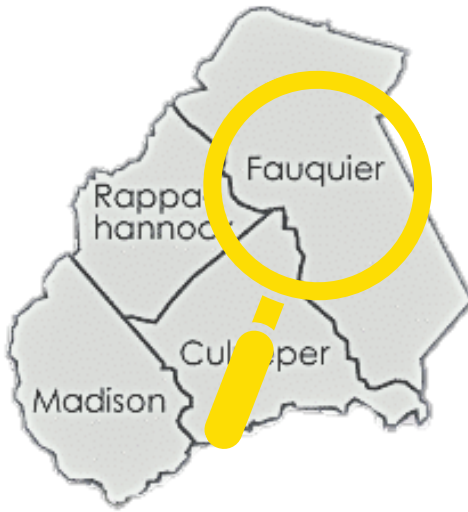
Fauquier County



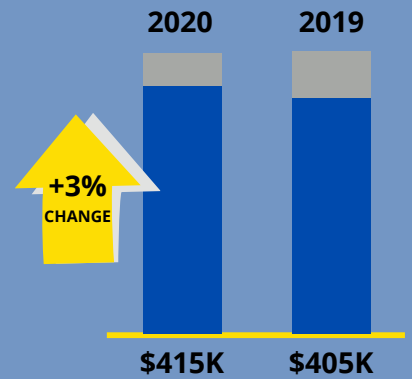
SALES ACTIVITY



The Sales Activity represents sales settled that month.



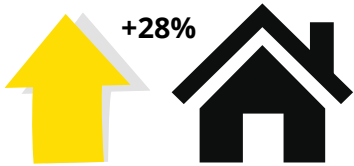
MEDIAN SALES PRICE



The median price is the middle value of the prices of all homes sold in the period.


In **2020**, the **PENDING SALES** are **140**.

In **2019** they were, **109**.



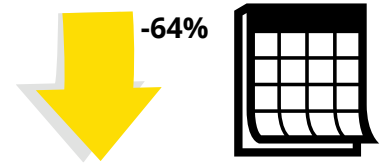
In **2020**, the **ACTIVE LISTINGS** is **174**.

In **2019** they were, **417**.



In **2020**, the **MONTHS OF INVENTORY** is **1.6**.

In **2019** they were, **4.4**.



MEDIAN DAYS ON MARKET



-68%

NEW LISTINGS

2020
177



2019
141

+25%