

2021

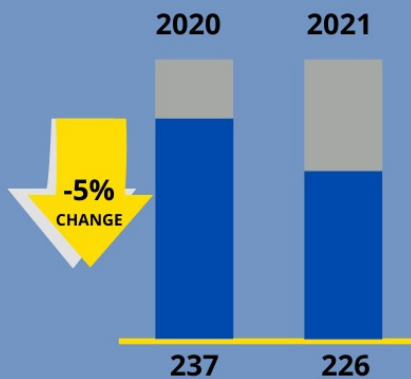


# Housing Statistics

## GPR Footprint



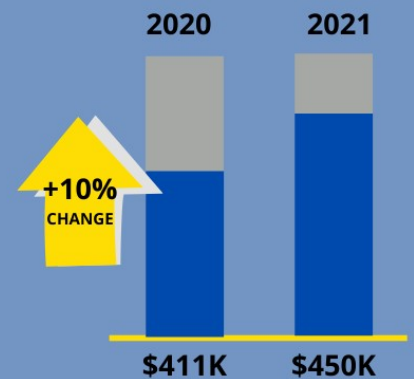
### SALES ACTIVITY



The Sales Activity represents sales settled that month.



### MEDIAN SALES PRICE



The median price is the middle value of the prices of all homes sold in the period.

In **2020**, the **PENDING SALES** were **127**.

In **2021** they are **156**.



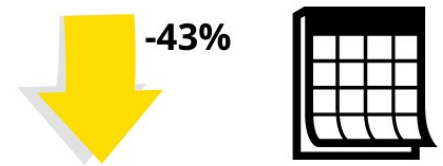
In **2020**, the **ACTIVE LISTINGS** were **320**.

In **2021** they are, **186**.



In **2020**, the **MONTHS OF INVENTORY** was **1.5**.

In **2021** there is **0.8**.



### AVERAGE DAYS ON MARKET



### NEW LISTINGS

2020  
**118**



2021  
**149**

+26%